



Speedy Quick Release Holder

Instructions for use



Intended Use

The Speedy Quick Release Holder is a non-sterile, plastic holder to be used together with multiple use blood collection needles and evacuated blood collection tubes as a system in routine venipuncture procedures. After disinfection, the Speedy Quick Release Holder can be re-used.

Product description

The Speedy Quick Release Holder is a reusable holder. The used needle is released simply by pushing the release mechanism so that the needle falls directly into the sharps disposal container. The release mechanism is designed to retract automatically. It is recommended to use this device as a single-use holder. The product is to be used by appropriately trained healthcare professionals only in accordance with these instructions.

Handling

- Before each use inspect the Speedy Quick Release Holder for visible damages or contamination.
NOTE: Clean in accordance with your facility's policy or dispose it immediately.
- Grasp the holder in one hand and thread the needle (in a clockwise direction) into the holder. Make sure that the needle is firmly seated in the holder.
NOTE: Do not over-twist the needle as this can lead to loosening of the needle during collection! Please ensure that the needle position is completely straight. If it is not straight, there is no guarantee that the needle remains firm in the holder.
- Carry out blood collection in accordance with your facility's policy.
- After blood collection, hold the Speedy Quick Release Holder vertically above a sharps disposal container with the needle tip pointing downwards, close to the opening.
- Dispose of the needle by pressing in the lip part of the blue release mechanism.
- Due to the spring feature in the release mechanism, the device automatically retracts and is ready for the next use.
NOTE: In some countries, where the usage of reusable holders is not prohibited by law, it can be used approximately up to 100 times.

Precautions/Cautions

- The device will perform as intended when the instructions are followed accordingly.
- Always refer to the instructions for use for each individual accessory.
- Always wear gloves during a blood draw while using this device.
- Keep hands behind a needle at all times during use and disposal.
- Never touch the inside of the holder.
- Where an inspection of the Speedy Quick Release Holder before or after use indicates visible contamination soak the holder in a disinfectant solution (according to the procedures of your facility) recommended for medical instruments.
- Never recap a needle. The use of safety accessories is recommended.
- Do not bend needle.
- Always check that tubes are filled correctly when using an evacuated blood collection system.

NOTE: Should any serious incidents occur in relation to the product, these must be reported to the manufacturer and the competent authority in the member state, in which the user/patient is established.









Storage

Avoid exposure to direct sunlight. Storage Temperature: 4-36°C. Exceeding the maximum recommended storage temperature may lead to impairment of the holder.

Disposal

The general hygiene guidelines and legal regulations for the proper disposal of infectious material should be considered and followed. In case of the holder remaining damaged, discoloured, visibly contaminated or displaying signs of wear or after use, dispose of the holder and all single-use accessories together in suitable biohazard disposal containers.

Label information

	Manufacturer		Temperature limit
	Use-by date		Consult instructions for use
	Batch code		Medical device
	Catalogue number		Keep away from sunlight